

Parent information for adding to your smartphone's Home screen

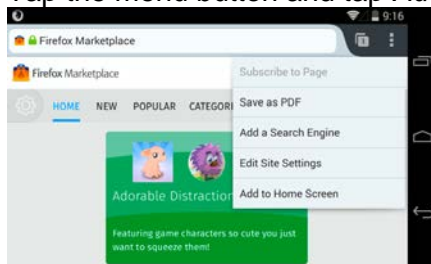
Website address:

<https://smg.coneqt-p.cathednet.wa.edu.au/>

Android phone

Launch Chrome for Android and open the webpage

Tap the menu button and tap *Add to homescreen*




You will be able to enter a name for the shortcut and then it will be added to your homescreen


For other Android browsers you can do the same. Ie for Firefox for Android you tap the menu button, tap the Page option, and tap Add to Home Screen.

iPhone, iPad

Launch the Safari browser and open the webpage

Tap the share button on the toolbar  This can be found on the bar at the top of the screen on an iPad, and on the bar at the bottom of the screen on an iPhone.

Tap the *Add to Home Screen* icon in the Share menu.



You'll be prompted to name the shortcut before tapping the Add button

NOTE: This will only work for Safari and no other browser due to the limitations in Apple's iOS

Useful sites:

<http://www.howtogeek.com/196087/how-to-add-websites-to-the-home-screen-on-any-smartphone-or-tablet/>

or search for **add webpage to phone home screen**

